

Californians' Views on  
**Gender, Sexism, and Domestic Violence**

Survey Findings | September 2017



## **Background.**

The Blue Shield of California Foundation sponsored this survey of adult Californians to understand their views on sexism, inequality, and domestic violence. The survey also looked at actions Californians are willing to take when faced with domestic violence in their own lives as well as broader political actions they might take on this issue.

PerryUndem conducted the survey and analysis.

# Methods.

PerryUndem, a non-partisan research firm, conducted the focus groups and survey for this study. For more information about PerryUndem, go to <http://perryundem.com/>.



## Phase 1: Eight Focus Groups

We started the project with eight focus groups with diverse Californians conducted April 24-27, 2017. The goal of these focus groups was to gain insight into the role of culture, tradition, race, and ethnicity in the issue of domestic violence. Focus groups were conducted in Fremont and Los Angeles with African-American, Chinese (in Cantonese), Korean (in Korean), Muslim, Native American, and Latina (in Spanish) women ages 18-44. Groups were also held with African-American and Latino (in Spanish) men ages 18-44. The focus groups helped to inform the survey questionnaire.



## Phase 2: Statewide Survey

After the focus groups, we conducted a statewide survey of 1,045 California adults, including an oversample of 404 Latinos. This was a 15-minute survey and was conducted July 15-25, 2017. The survey was conducted in both English and Spanish. The margin of sampling error: +/- 3.8 percentage points for the full sample.

The survey was fielded using KnowledgePanel, which is the largest probability-based online panel that is representative of the adult US population (55,000 active members strong). Their recruitment process uses an addressed-based sampling (ABS) methodology from the Delivery Sequence File of the USPS - a database with coverage of delivery points in the US. Participants in the KnowledgePanel are provided internet and a web-enabled device for completing surveys if they do not otherwise have access. For more information on the KnowledgePanel, see: [http://www.gfk.com/fileadmin/user\\_upload/dyna\\_content/US/documents/GfK\\_KnowledgePanel\\_Overview.pdf](http://www.gfk.com/fileadmin/user_upload/dyna_content/US/documents/GfK_KnowledgePanel_Overview.pdf)

**Summary.**



## The State of Equality.

Californians say there is still inequality for women. Two-thirds (64%) say full equality for women in work, politics, and society has not been achieved, and most (75%) say men are in more positions of power than women. More say it is better to be a man (68% good time) than a woman (53% good time).

In their personal relationships, most Californians feel more equality. A majority (75%) feel their romantic partner accepts them as an equal all or most of the time. Latinas, however, are less likely to feel this – three in ten say they are not accepted as an equal most of the time.

**However, Californians are split on who has more power and control in relationships between men and women.** While 51% say there is a healthy balance, 48% feel either the man (38%) or woman (10%) has more power.

Many men feel pressured to be more masculine and to hide their emotions. While two-thirds (64%) of Californians agree men can be as emotional and open as women, many think our culture pressures men to be more “masculine.” When men are asked whether they personally feel pressure, roughly four in ten say they feel pressured to be aggressively competitive, hide their feelings, and be more physically strong.

**Californians also feel it is a bad time to be a person of color or an immigrant right now.** While more than three fourths feel it is a “good time” to be a white man (76%), they are much less likely to feel it is a good time to be an immigrant (man/woman 26%); Latino (man 37%, woman: 38%); black (man 39%, woman 41%); Native American (man 45%, woman 44%); or Asian (man 54%, woman 52%). About a third think it is becoming more acceptable to treat minorities with less respect (33% people of color, 37% immigrants, 31% women, 39% Muslim, 36% LGBT).

**Latinos, in particular, feel less accepted these days.** Latino Californians are more likely to feel they are not accepted as an equal/valuable member of society – only 17% say “definitely yes” to feeling like an equal/valuable member of society compared to 32% of white respondents. They are also less likely to call the police in an emergency (56% “very likely” vs. 77% white respondents).

**Californians see domestic violence as a serious, widespread problem.** They define the issue broadly and 88% see it as serious problem. Eight in ten (84%) say that verbal and emotional abuse constitute domestic violence. Women are more likely than men to believe that a partner being mentally controlling (86% vs. 74%) or financially controlling (72% vs. 57%) is domestic violence. Across the board, women are more likely to accept broader categories for non-physical domestic violence than men.

**Most Californians are personally touched by domestic violence.** More than half (58%) say they have either been a victim or an abuser or have a friend/family member who is. One-quarter (23%) have been a victim (11% of men vs. 34% of women). Only 5% say they've been an abuser, though an additional 4% say they're not sure if they have. But 30% say they know a family member or friend who has been an abuser.

**Most will act to stop domestic violence when they know the person.** Nine in ten (95%) say they would take some sort of action if they saw abuse of a friend and 92% would act if they knew a friend (male or female) was an abuser. Most are willing to take actions that involve listening to the victim or encouraging her/him to get help. However, only 26% would definitely call the police if they witnessed a male friend or family member being violent towards a partner.

**When asked generally about intervening in a domestic violence dispute, concerns about personal safety and not knowing what to do to stop many from acting.** More than half (53%) would worry about their personal safety if they acted and 71% would want to help but aren't sure what they should do. In addition, 45% of Californians think domestic violence is a matter that should be handled by the family. This is higher for Latino men vs. white men (60% vs. 38%).



## Domestic Violence.



## Political Action + Domestic Violence.

**Most Californians support more investment to stop domestic violence.** A large majority (80%) support government funding for domestic violence prevention. Latinos and low income Californians are more likely to support this investment as are Democrats, but more than half of Republicans (58%) also support increased funding to address domestic violence.

**The best reason to take political action is because domestic violence often leads to murder.** The top two reasons to get involved in the issue: “75% of women who are killed in domestic violence homicides are murdered when they attempt to leave or after they have left an abusive relationship” (82% say this is a convincing reason to get involved) and “3 women a day are murdered by someone they dated or married” (79% convincing reason to get involved).

**Almost two-thirds of Californians are willing to take political action on this issue.** The top actions Californians would take include paying more attention to the news as it relates to domestic violence (48% definitely/probably), talking with a friend or family member (46%), and learning more about the issue (44%). In addition, some are willing to donate to a domestic violence organization (27%), share information on social media (25%), contact an elected official (23%), attend a march (21%), or organize a discussion group (15%).

**Lack of knowledge about the issue and how to act are barriers to political action.** Forty-four percent of Californians say they want more information before taking action to address domestic violence. What they want to know before acting: the best ways to help a victim (64%), how to teach kids what a healthy relationship looks like (64%), how to help boys avoid becoming an abuser (62%), and a list of the most effective actions (62%).

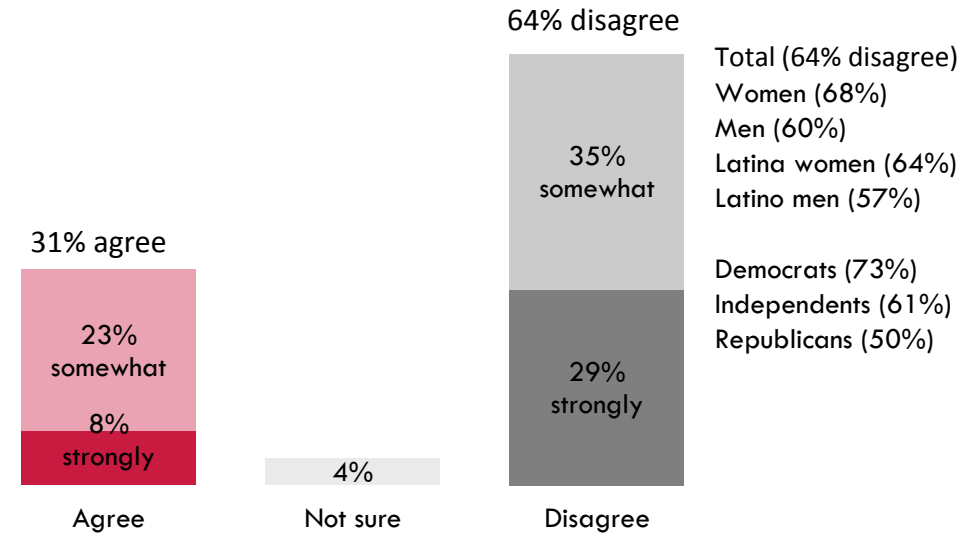
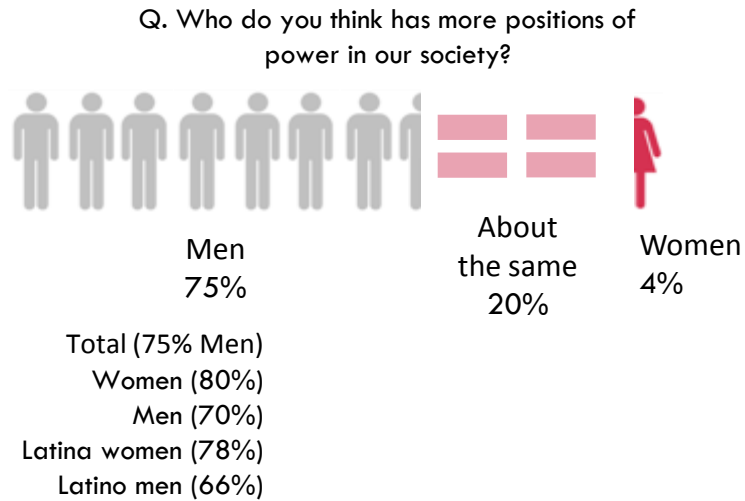
# **Detailed Findings.**



**The State of Equality.**

# Californians feel gender equality has not been achieved in society.

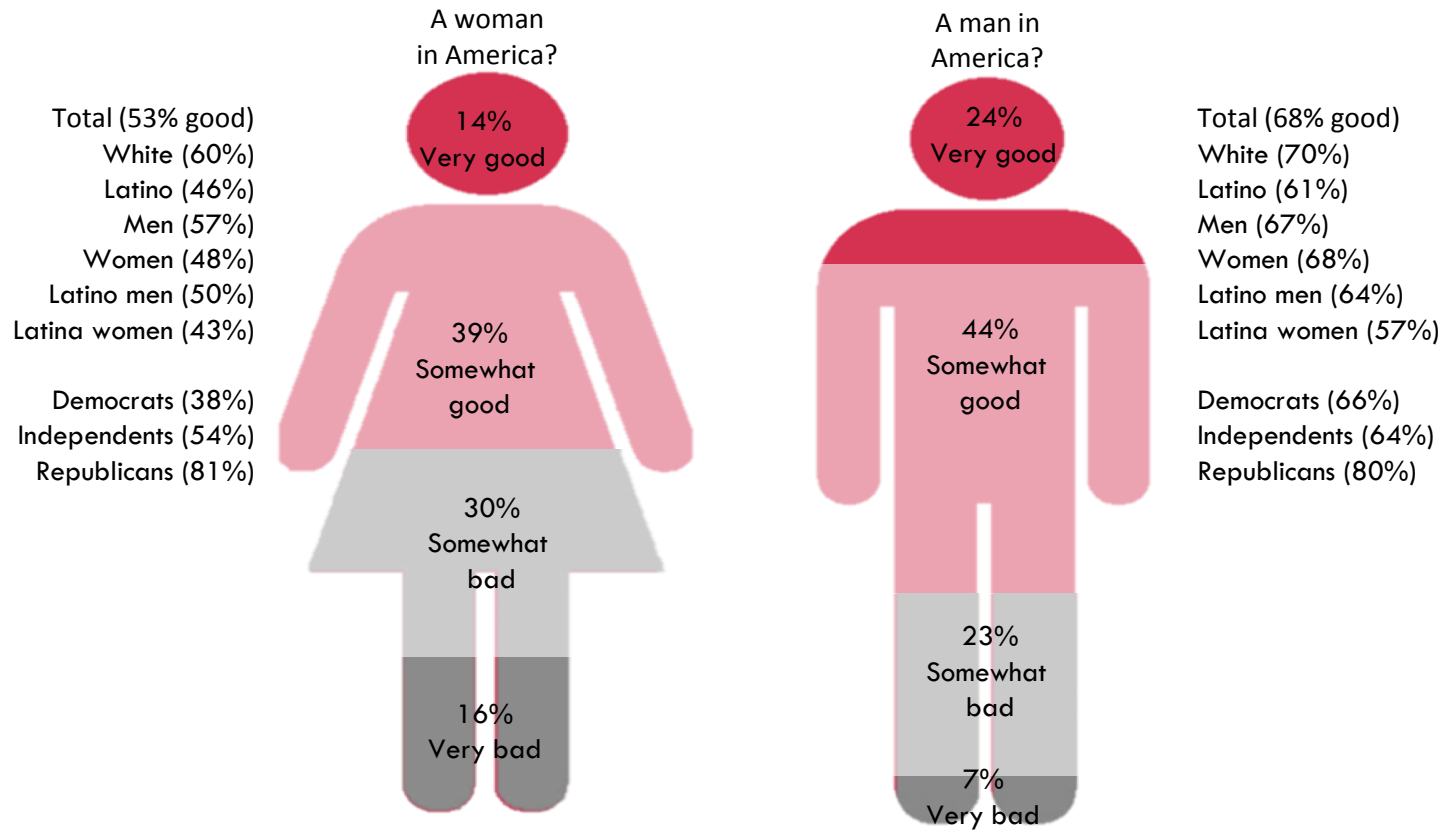
Nearly two-thirds (64%) of Californians think that full equality for women in work, life, and politics has not been achieved. Republicans are among the least likely to say this, but still half say there is not full equality. Three fourths (75%) say there are more men in positions of power – majorities across all demographics believe this, including Republicans.



# More say it is a better time to be a man than a woman.

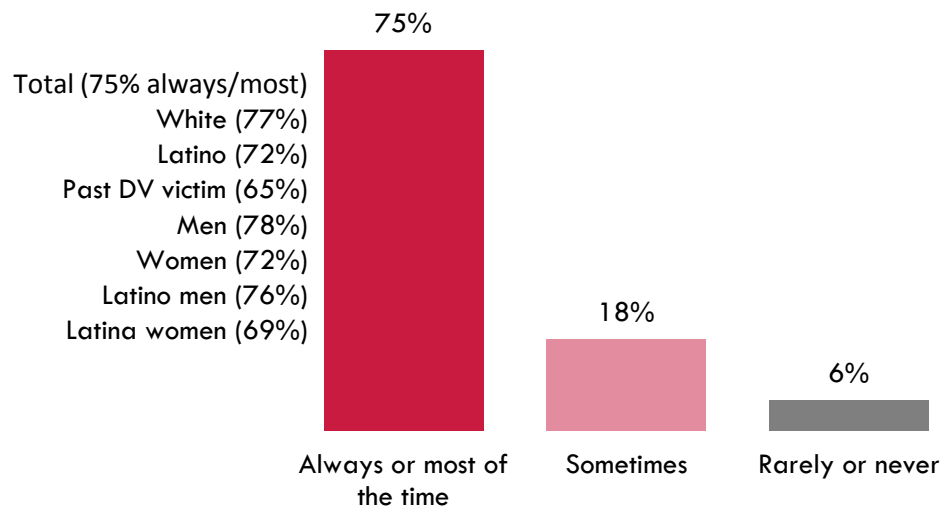
Q. Considering everything, do you think it is a good time or a bad time to be...

Big divide by party ID.

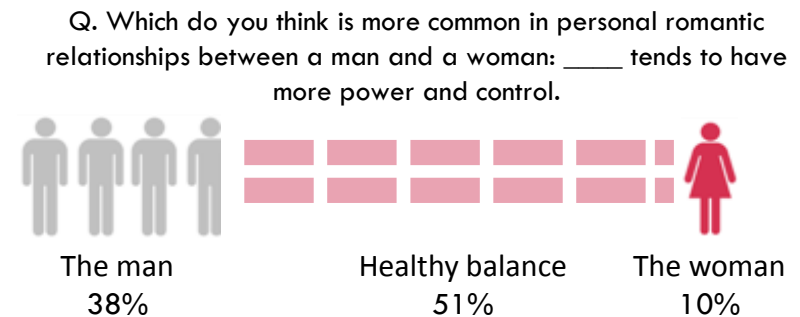


# In personal relationships they are finding more equality, but still an imbalance.

When framed in the context of their own personal relationships, three in four say they are accepted as an equal by their partner always or most of the time. Still, 24% says their partner does not accept them as a full equal most of the time, including three in ten (31%) Latinas. And, almost half (48%) of Californians do not think there is a healthy balance of power and control in relationships between men and women – less than half of Latinos (47%, including 41% Latinas) believe there is a healthy balance.




Q. Think about your [marriage/current or last romantic relationship].  
How often do you feel your partner accepts you as a full equal?  
N = 958



Total (51% healthy balance)  
White (59%)  
Latino (47%)  
Men (52%)  
Women (51%)  
Latino men (52%)  
Latina women (41%)

# They think women are gaining equality in relationships...

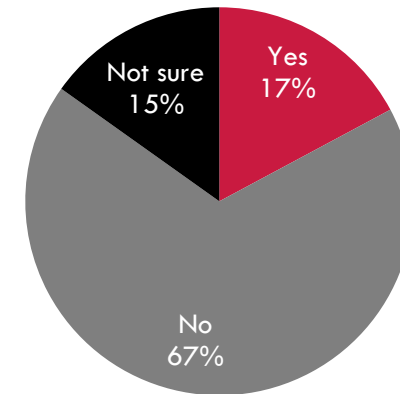
Q. Do you agree or disagree: Women are gaining equality in relationships.



Total (71% agree)  
 White (80%)  
 Latino (63%)  
 Men (71%)  
 Women (71%)  
 Latino men (60%)  
 Latina women (66%)

18 to 29 year olds (63%)  
 30 to 44 (65%)  
 45 to 59 (75%)  
 60+ (81%)

Q. When women gain more control in society, does that mean men lose control?



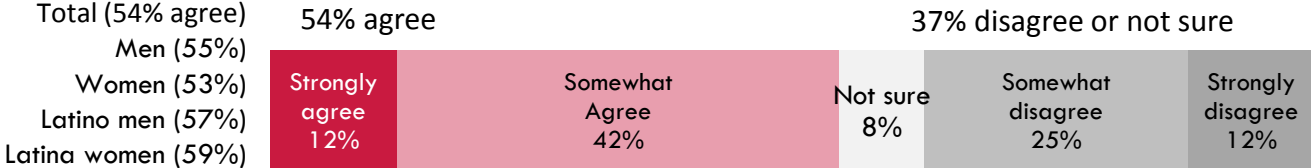
Total (67% no)  
 White (68%)  
 Latino (63%)  
 Men (63%)  
 Women (71%)  
 Latino men (61%)  
 Latina women (65%)

**...without men losing power or control in society.**

# Californians are split on men’s respect and power in the home.

When asked about men losing respect and power in the home and feminists’ goals, Californians are split – about half say they agree with each measure. Men, in particular Latino men, are more likely to say they agree than women.

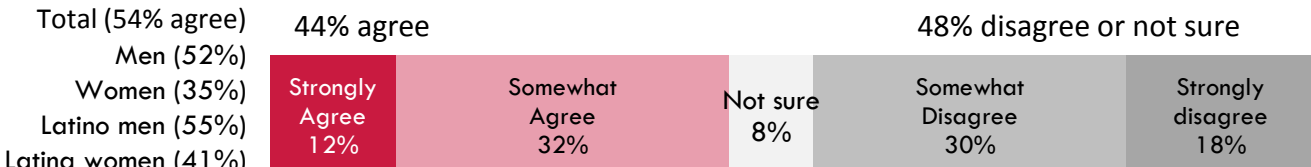
Q. Do you agree or disagree:  
Men have lost some control and power in the home.



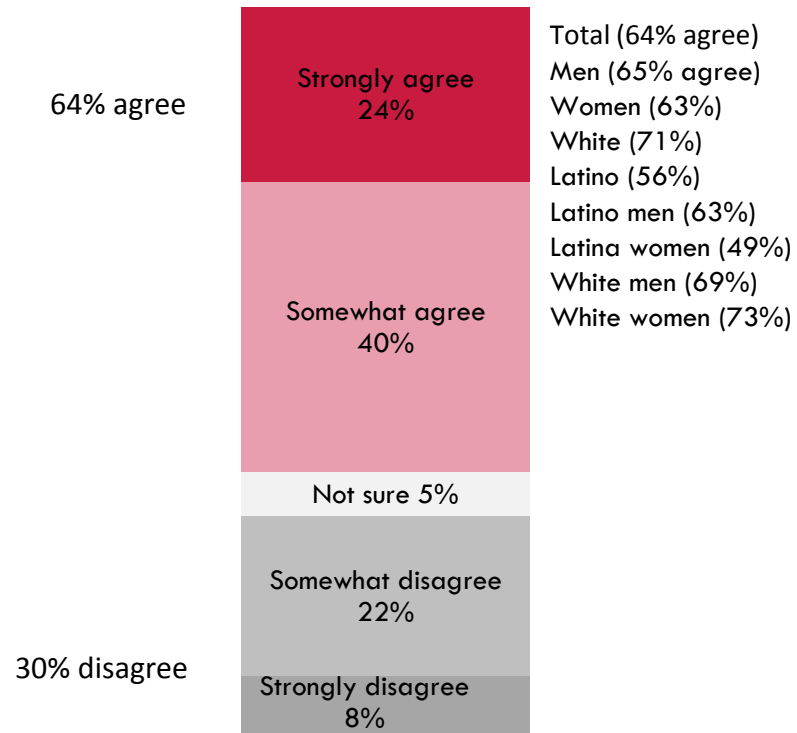
Q. Do you agree or disagree:  
Feminists want to have more power than men.



Q. Do you agree or disagree:  
Men are no longer respected as much as they once were.




# While two-thirds agree men can be as emotional and open as women...



Total (64% agree)  
 Men (65% agree)  
 Women (63%)  
 White (71%)  
 Latino (56%)  
 Latino men (63%)  
 Latina women (49%)  
 White men (69%)  
 White women (73%)

Q. Do you agree or disagree: Men can be as emotional and open as women.

Q. Do you think our culture pressures men to... % YES

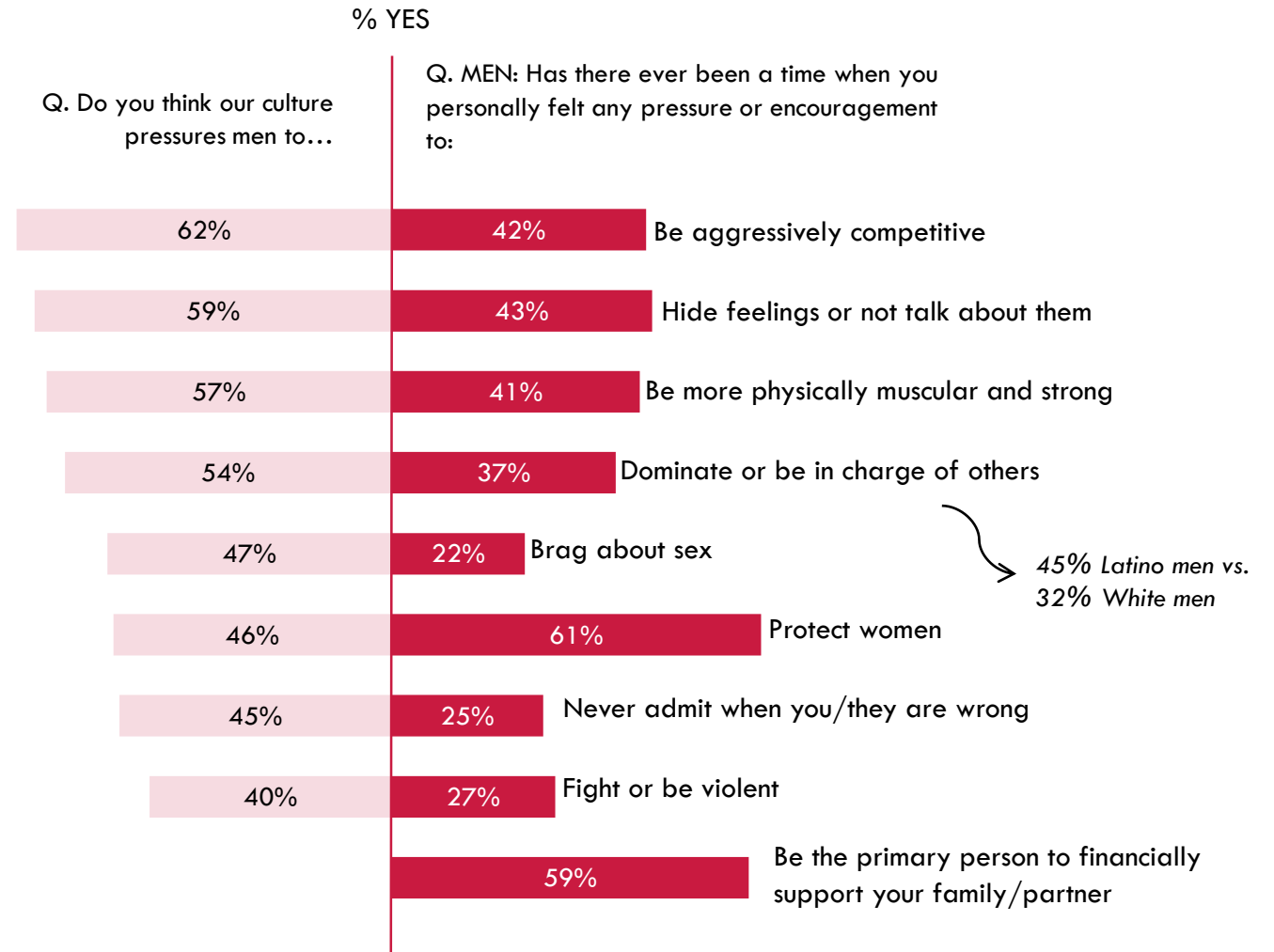


**...most also think men are pressured to act certain ways.**

**38%** of men have been told they're "not man enough."

## Many men feel pressured to be more masculine.

California men are less likely to report feeling pressured to act a certain way than society expects – except when it comes to protecting women. Still, a sizable proportion, about four in ten, feel pressured to be aggressively competitive, hide their feelings, and be more physically strong. Almost half of Latino men (45%) say they feel pressured to dominate others.

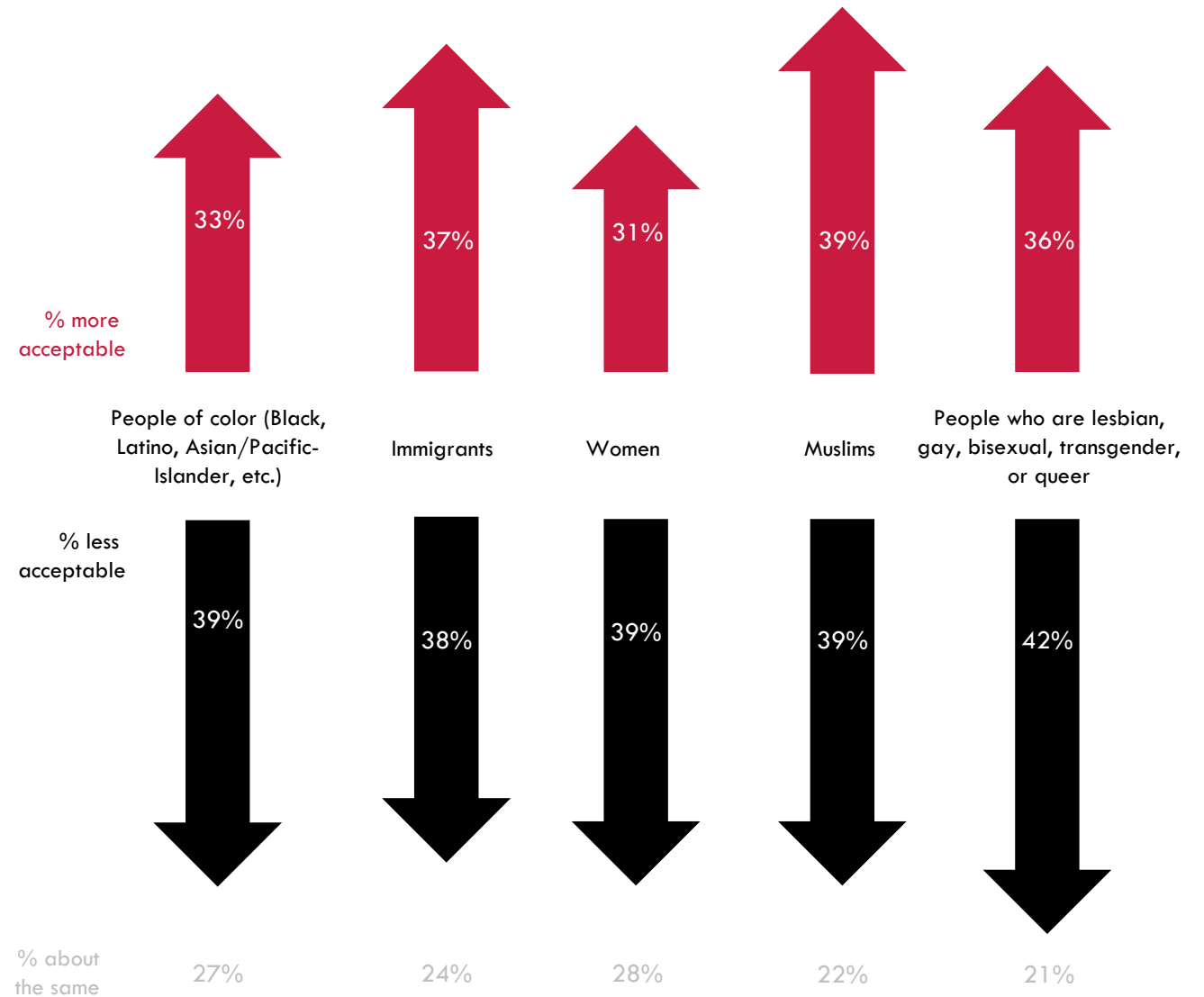




Q. Compared to a few years ago, do you think it more or less acceptable in our society to treat \_\_\_\_\_ with less respect?

## In terms of other issues of equality, about one-third of Californians thinks it is currently more acceptable to treat minorities with less respect.

There is a big divide by party – about half of Democrats say treating each of these groups with less respect has become more acceptable, while fewer than a quarter of Republicans believe so. See the table on next slide to understand some of the divides on this question.



Q. Compared to a few years ago, do you think it more or less acceptable in our society to treat \_\_\_\_\_ with less respect?  
 \_\_\_\_\_ % more acceptable

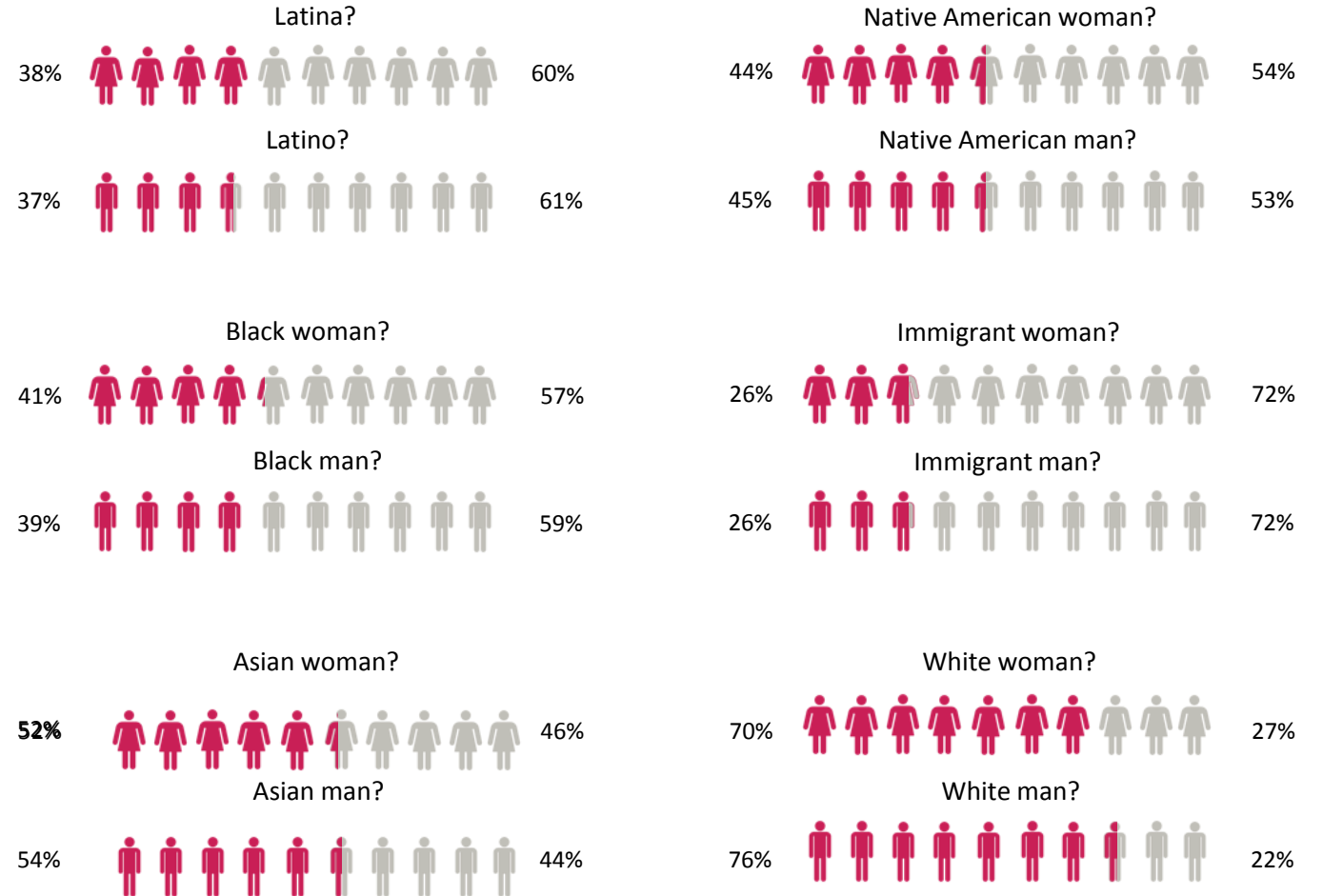
	Total	Dems	Inds	Reps
People of color (Black, Latino, Asian/Pacific Islander, etc.)	33	43	31	14
Immigrants	37	49	33	17
Women	31	42	29	13
Muslims	39	50	35	24
People who are lesbian, gay, bisexual, transgender, or queer	36	45	36	17

# Many feel it is a bad time to be a person of color or an immigrant right now.

While Californians are more likely to say it is a better time to be a man than a woman, there is little difference when asked about gender in the context of race or immigrant status.

Those more likely to say it is a bad time to be a minority man or woman are Latinos, Democrats, respondents who believe domestic violence is a serious problem in their community, and friends/family members of domestic violence victims.

Q. Considering everything, do you think it is a good time or a bad time to be a \_\_\_\_\_ in America?

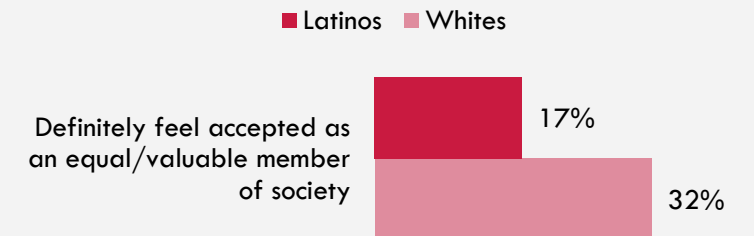
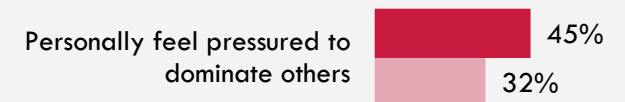
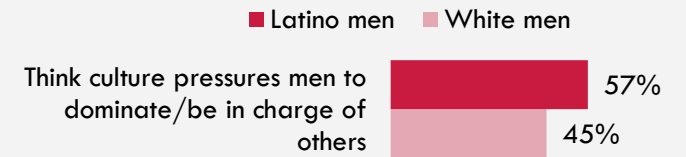
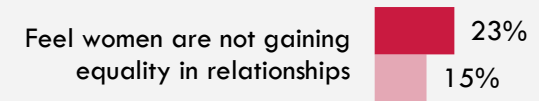


## Latinos + Equality.

Latino respondents generally are less likely than white respondents to perceive positive developments towards gender equality. Latinas are less likely to say their partner accepts them as a full equal always or most of the time – nearly one-third (31%) say their partner sometimes, rarely, or never accepts them as a full equal. Latinas are also less likely to feel there is a healthy balance of power and control in relationships between a man and a woman. Half (50%) say men generally have more control (compared to 35% of white women who say the same). Latino men and women are also less likely to agree women are gaining equality – one in four Latinas (23%) and three in ten Latino men (30%) disagree with the statement “women are gaining equality in relationships.”

**Latinos also see more pressures for men to act a certain way and feel men cannot be as open and emotional as women.** Half (51%) of Latinas agree that men can be as open and emotional as women (compared to 64% of total and 72% of white women). Latino men are also more likely to say they think society pressures men to dominate/be in charge of others (57% vs. 45% of white men) and are more likely to say they themselves feel pressured (45% vs. 32% of white men).

**Latinos are more vulnerable in society.** Latinos are more likely than white respondents to say it is a bad time to be a minority or an immigrant in the US. They are less likely to feel they are accepted as an equal/valuable member of society – just 17% say “definitely yes” compared to 32% of white respondents.



**Domestic Violence.**

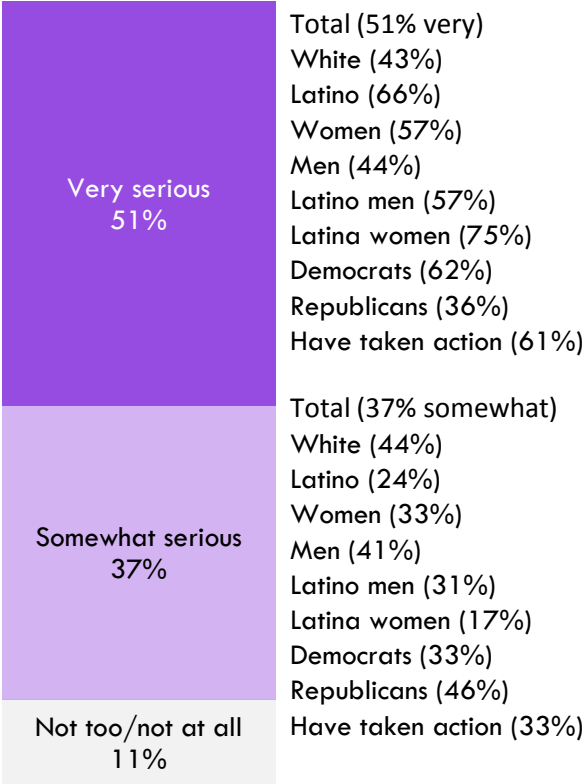
Q. In your opinion, is domestic violence a serious problem or not a serious problem in our society right now?

# Almost nine in ten Californians see domestic violence as a serious problem in society.

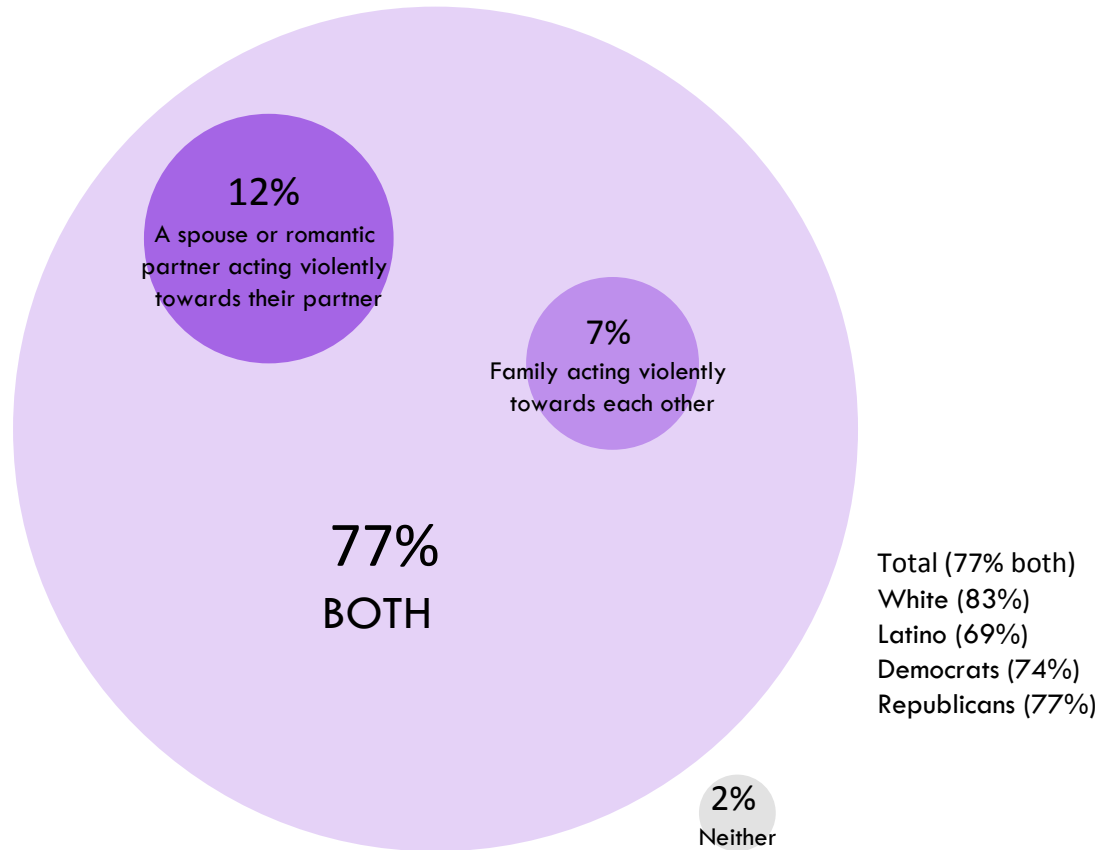
There is broad agreement across demographics that domestic violence is a serious problem in society right now. Women, especially Latina women, are among the most likely to think the issue is pressing.

88%

Say serious problem



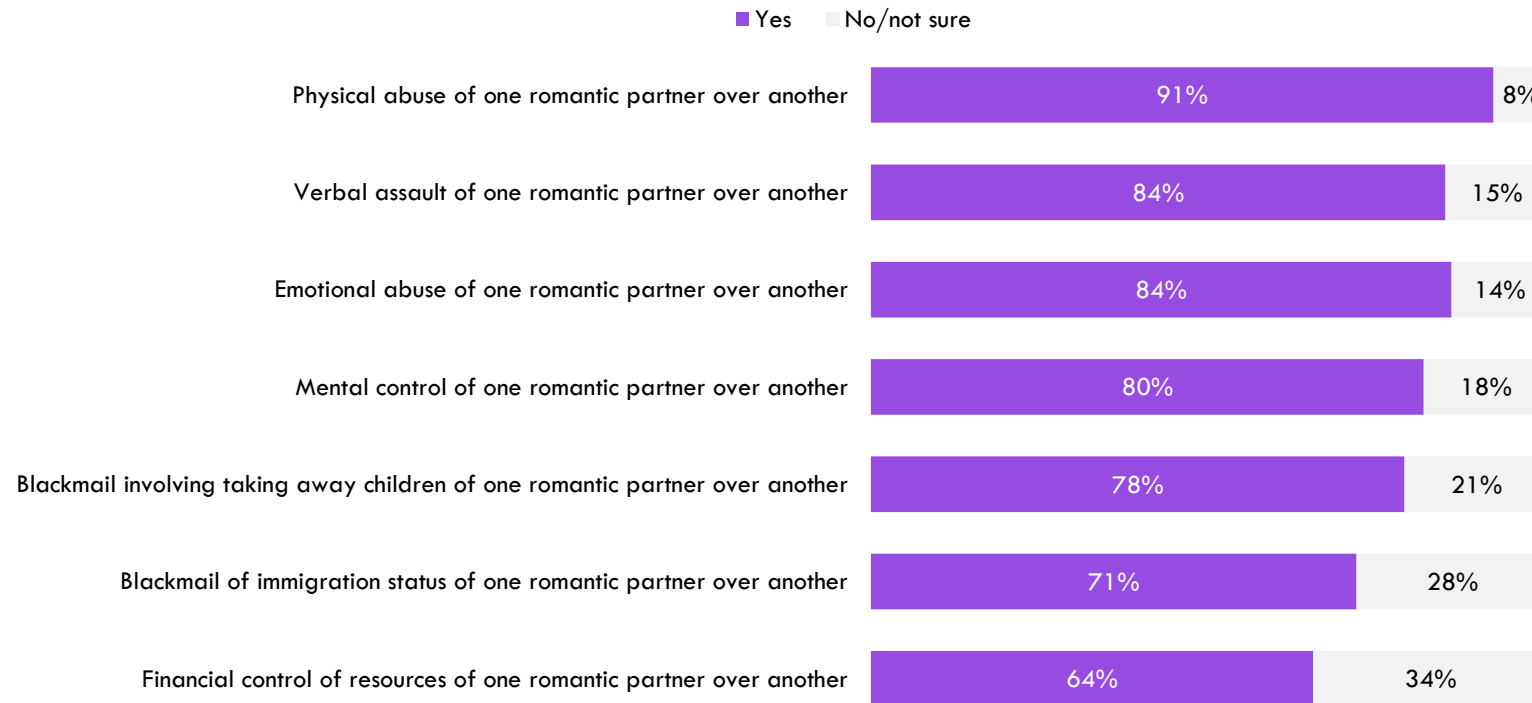
Q. Would you define domestic violence as....



**Californians define domestic violence as being both family and partner violence.**

# They recognize that domestic violence is more than just physical abuse.

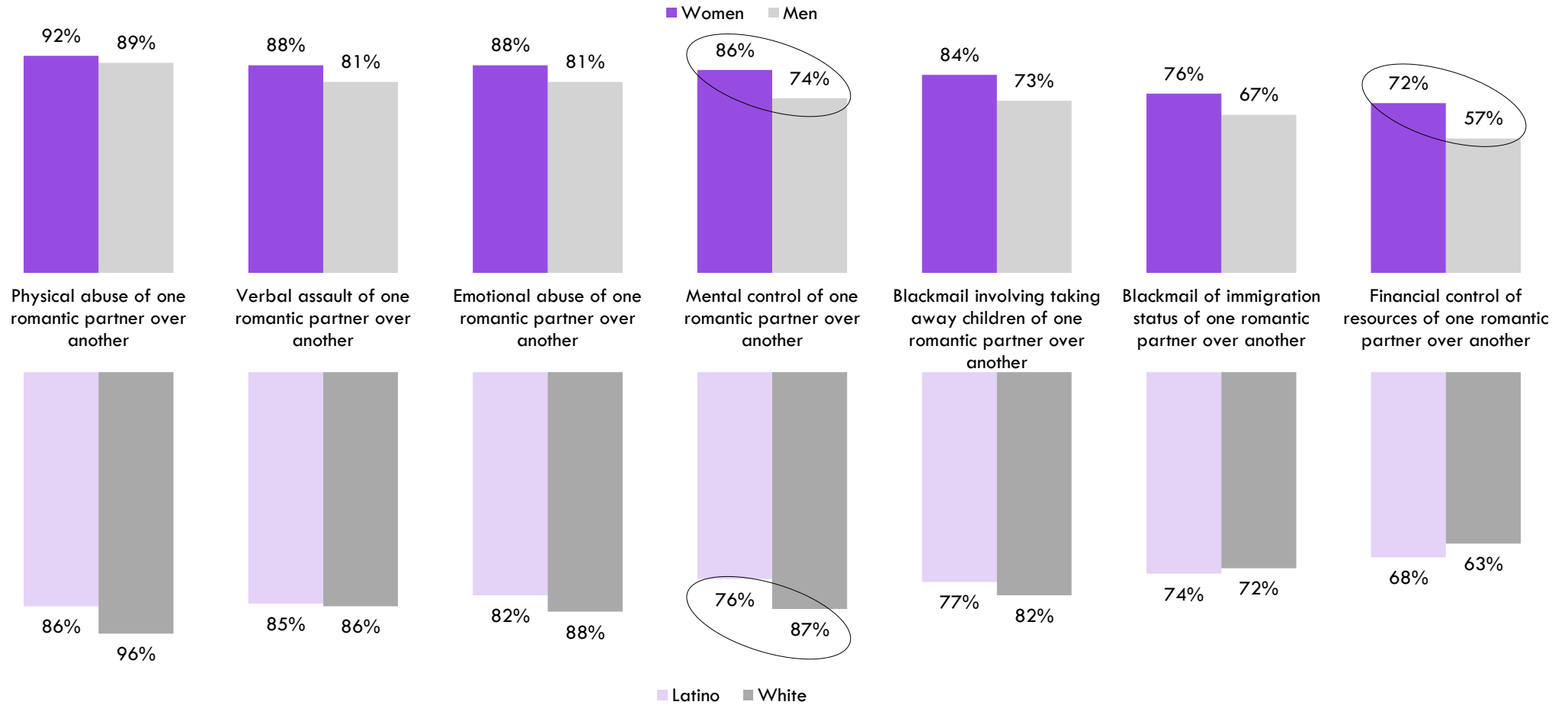
Q. Do you also consider these as part of a definition of domestic violence?



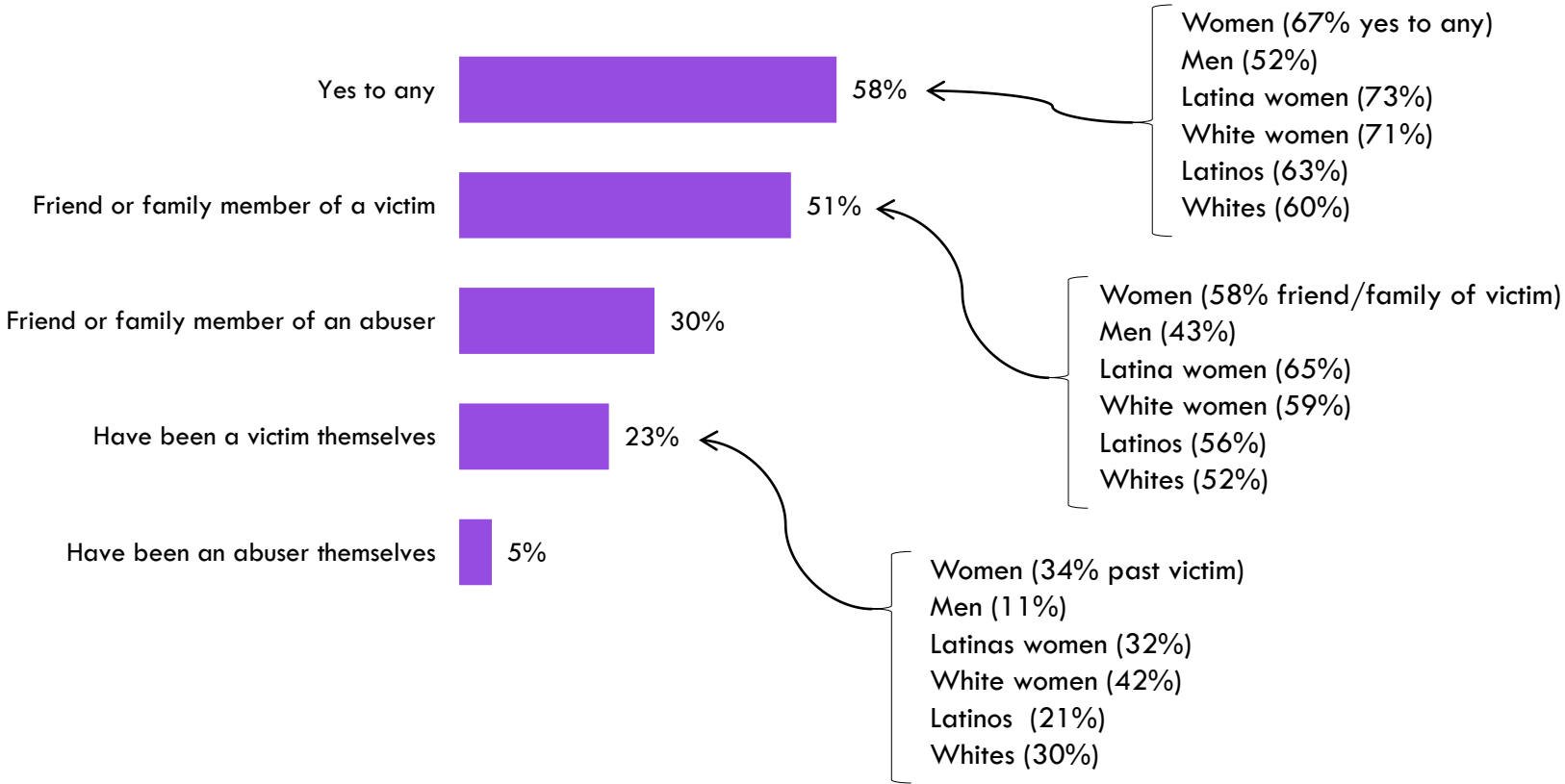


# Difference by gender and race.

Q. Do you also consider these as part of a definition of domestic violence?  
% YES



# More than half of Californians are personally touched by domestic violence. Women are more affected than men.



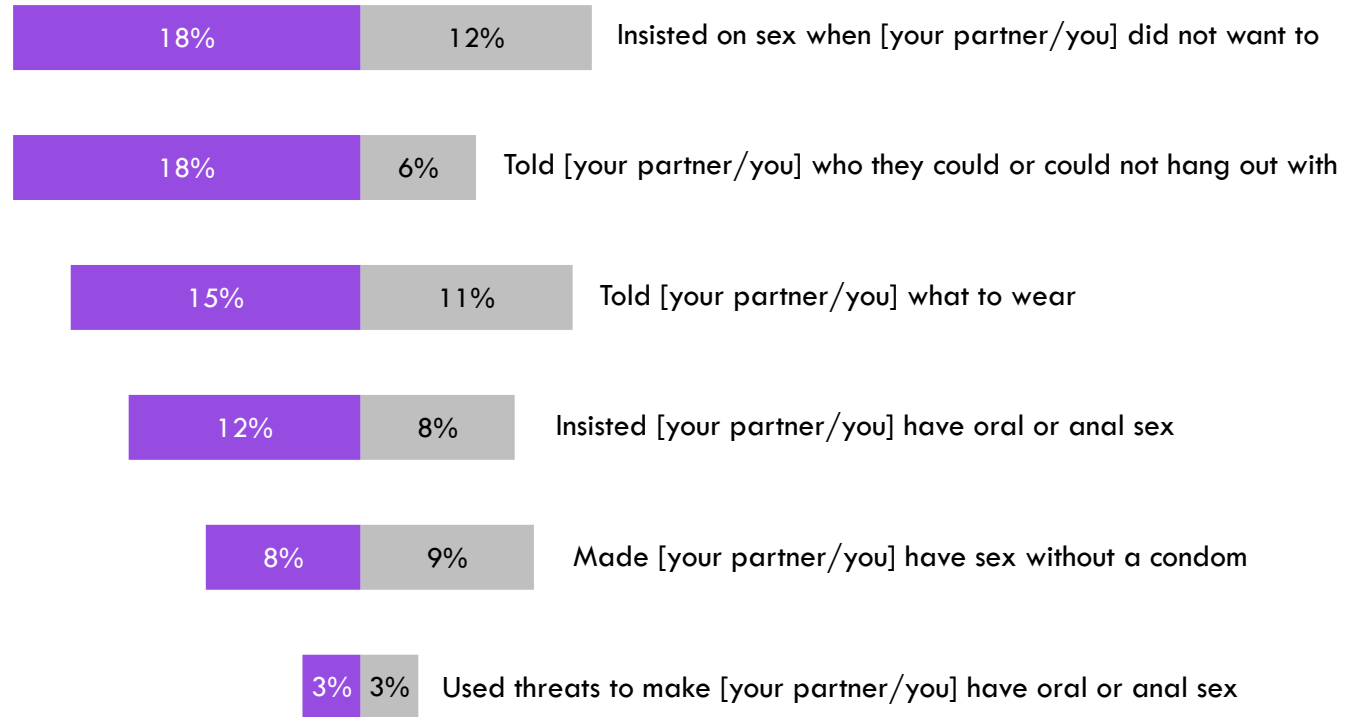
**There are gender differences when it comes to reporting sexual coercion and controlling partners.**

Q. WOMEN: Has there ever been a time when your partner...  
N = 471

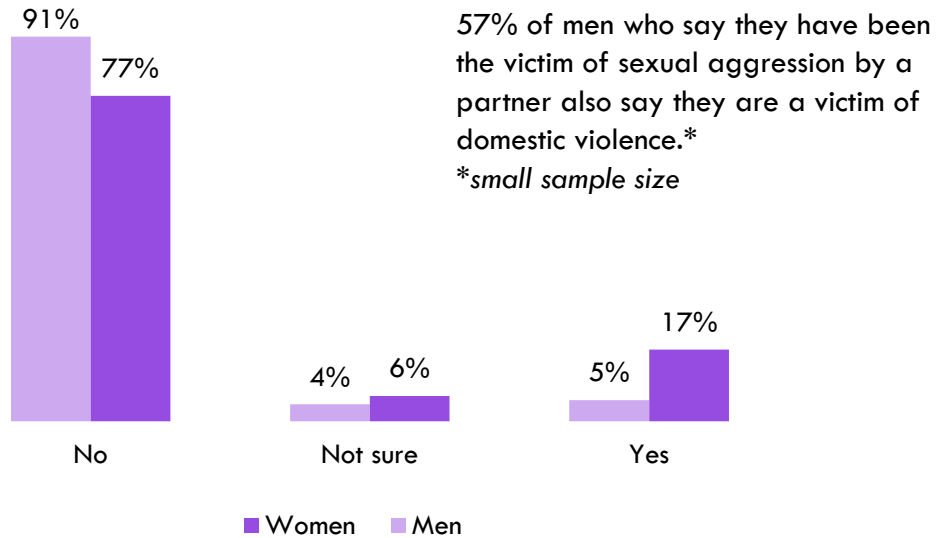
Q. MEN: Has there ever been a time when you...  
N = 517

% WOMEN SAYING YES

% MEN SAYING YES



# More experiences with coercion, feeling unsafe.

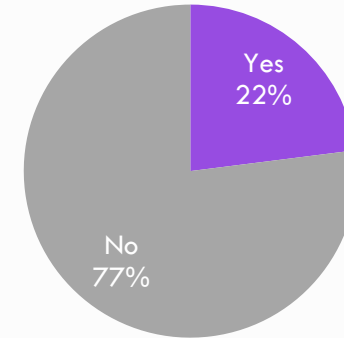


Have you ever been the victim of sexual aggression or coercion by an intimate or sexual partner?

Nearly one in four women say they have felt physically unsafe – ten points higher than men expect.

Q. MARRIED/DATING WOMEN: Has there ever been a moment when you felt physically unsafe at any point in your marriage/relationship because of something your partner did or said?

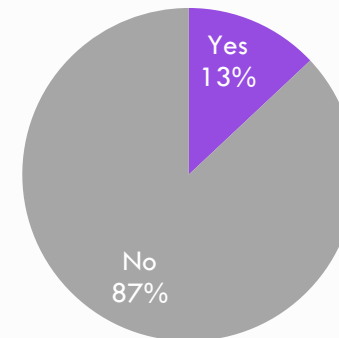
N = 493



Total (22% yes)  
White (22%)  
Latino (24%)  
Income <\$50K (34%)  
Income >\$50K (16%)  
Past DV victim (45%)

Q. MARRIED/DATING MEN: Do you think there has ever been a moment in your marriage/relationship when your partner felt physically unsafe because of something you did or said?

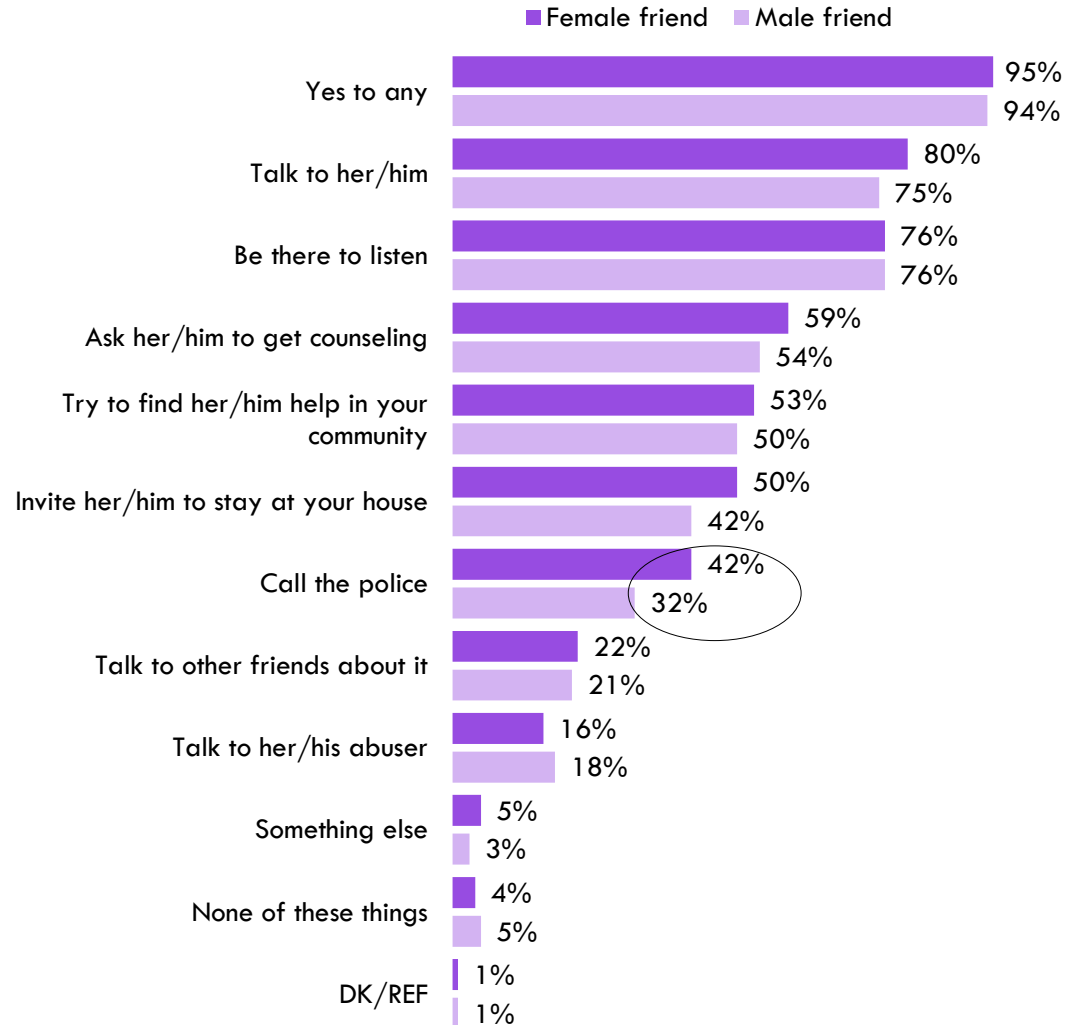
N = 468



Total (13% yes)  
White (12%)  
Latino (16%)  
Income <\$50K (21%)  
Income >\$50K (10%)

Q. If you found out a close female/male friend was a victim in a violent relationship, would you do any of these things? Select any that apply. Be realistic – it is okay if you would not.

## Almost all feel comfortable acting when they know the victim.



Female friend	Male friend
Total (95% yes to any)	Total (94% yes to any)
White (99%)	White (97%)
Latino (94%)	Latino (94%)
White Men (97%)	White Men (96%)
Latino Men (92%)	Latino Men (92%)
White Women (100%)	White Women (97%)
Latina Women (95%)	Latina Women (96%)

85%

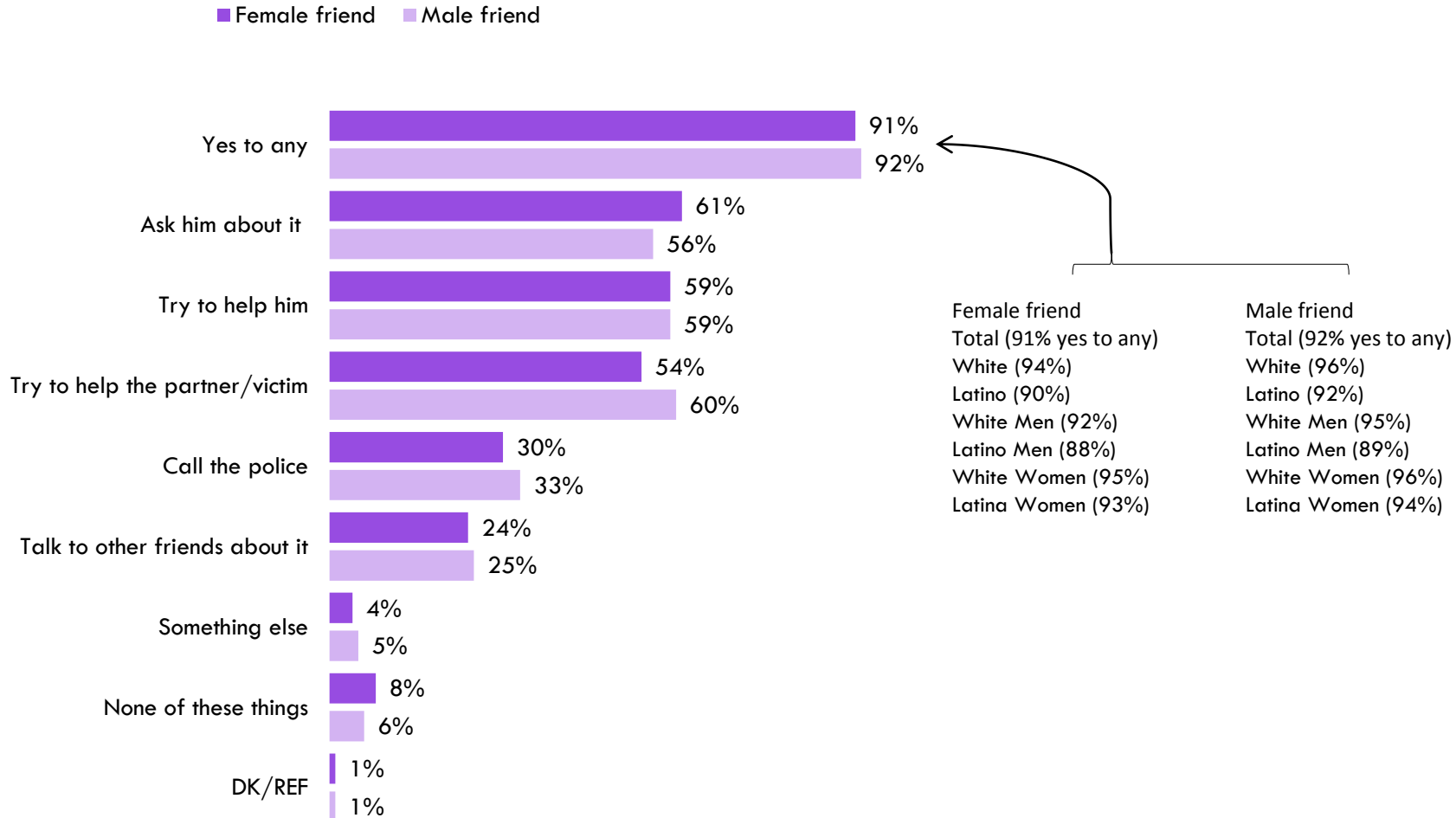
think there are people and organizations in their community that can help domestic violence victims.

Q. If you found out a close female/male friend was a victim in a violent relationship, would you do any of these things?

	Female friend					Male friend				
	Total	Latino	Know victim	Men	Women	Total	Latino	Know victim	Men	Women
Yes to any	95	94	98	93	97	94	94	97	93	96
Talk to her/him	80	72	88	76	85	75	65	83	72	77
Be there to listen	76	61	82	72	80	76	62	81	73	79
Ask her/him to get counseling	59	54	66	52	66	54	57	63	49	59
Try to find her/him help in your community	53	48	58	49	57	50	44	57	47	52
Invite her/him to stay at your house	50	35	56	47	54	42	31	46	40	43
Call the police	42	45	44	45	39	32	35	32	31	33
Talk to other friends about it	22	17	25	24	20	21	16	24	21	22
Talk to her/his abuser	16	15	18	23	9	18	17	21	22	13
Something else	5	4	5	4	5	3	2	4	3	3
None of these things	4	5	2	6	1	5	5	3	5	2

Q. If you found out a close male/female friend were being abusive to his partner, would you do any of these things? Select any that apply. Be realistic – it is okay if you would not.

## They also feel comfortable acting when they know the abuser.



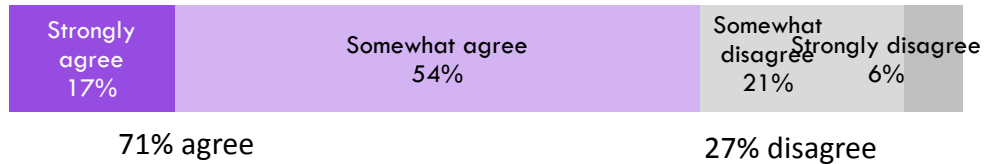
Q. If you found out a close male/female friend were being abusive to his partner, would you do any of these things? Select any that apply. Be realistic – it is okay if you would not.

	Female friend					Male friend				
	Total	Latino	Know victim	Male	Female	Total	Latino	Know victim	Male	Female
Yes to any	91	90	95	88	95	92	92	96	91	94
Ask him/her about it	61	52	65	60	63	56	46	59	60	54
Try to help him/her	59	58	67	57	61	59	60	66	63	56
Try to help the partner/victim	54	50	62	52	56	60	53	67	55	65
Call the police	30	31	31	30	29	33	34	34	31	34
Talk to other friends about it	24	19	26	22	26	25	17	27	25	25
Something else	4	2	5	3	5	5	4	6	4	5
None of these things	8	8	5	11	5	6	6	3	8	5




## Some are uncertain of the most effective actions to take and are worried about personal safety if they act.

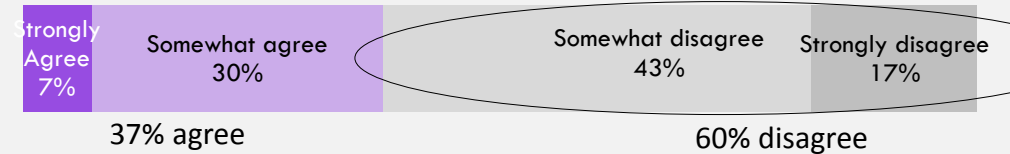
Q. Do you agree or disagree: I want to help if someone is experiencing domestic violence, but I'm not sure of the best way to do so.



Q. Do you agree or disagree: My safety is important to me. If I intervene in a domestic violence dispute, I am putting myself at risk. It is best I keep myself safe for my family members.



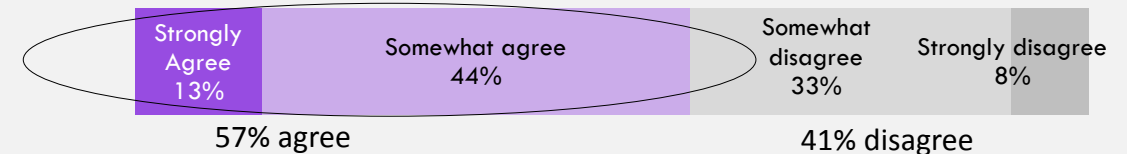
Q. Do you agree or disagree: If I do anything about domestic violence, it can get the victim into trouble with their abusive partner, their family, or their community. It is best I keep myself out of the situation.



Q. Do you agree or disagree: When all is said and done, a woman will return to her abuser and so there is no point for me to speak up and step in during a domestic dispute.



Q. Do you agree or disagree: I consider myself a leader and feel it is my responsibility to step in if I see something happening.



**...but they do not feel content to be a bystander.**

## Consistent across subgroups.

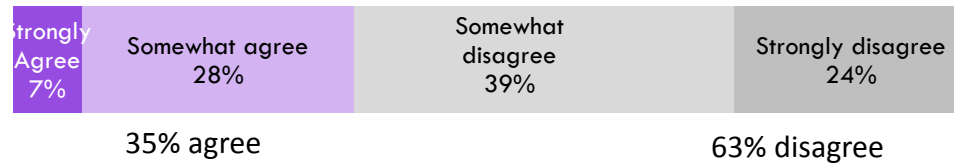
Q. Do you agree or disagree with the following statements:	Total		Latino		Know victim		Men		Women	
	Agree	Disagree	Agree	Disagree	Agree	Disagree	Agree	Disagree	Agree	Disagree
I want to help if someone is experiencing domestic violence, but I'm not sure of the best way to do so.	71	27	74	22	74	26	70	29	72	26
My safety is important to me. If I intervene in a domestic violence dispute, I am putting myself at risk. It is best I keep myself safe for my family members.	54	45	56	42	52	47	53	46	53	44
I consider myself a leader and feel it is my responsibility to step in if I see something happening.	57	41	60	38	63	37	59	40	57	42
When all is said and done, a woman will return to her abuser and so there is no point for me to speak up and step in during a domestic dispute.	33	66	42	55	33	67	33	66	32	66
If I do anything about domestic violence, it can get the victim into trouble with their abusive partner, their family, or their community. It is best I keep myself out of the situation.	37	60	45	55	37	62	36	62	38	59

**Immigration worries, family concerns, or societal norms are also not deterrents for most to take action.**

Q. Do you agree or disagree: In my family, we believe issues are best dealt with by those who are involved. It is the couple's business to fix whatever issue they have and not my duty to intervene.



Q. Do you agree or disagree: If I do or say anything, it could endanger a person's immigration status, and that would be worse.



Q. Do you agree or disagree: Domestic violence has become normal in my community.

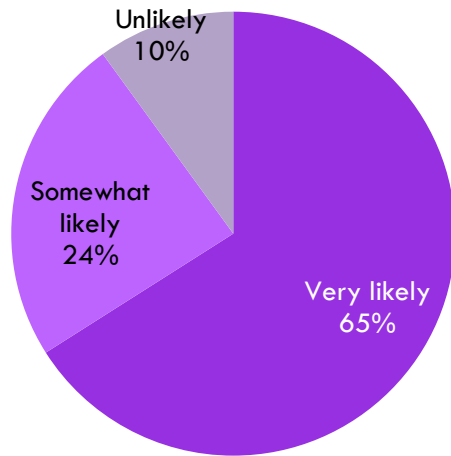


## Latinos more likely to feel intervening is not their place.

Q. Do you agree or disagree with the following statements:	Total		Latino		Know victim		Men		Women	
	Agree	Disagree	Agree	Disagree	Agree	Disagree	Agree	Disagree	Agree	Disagree
If I do or say anything, it could endanger a person's immigration status, and that would be worse.	35	63	44	54	35	65	33	66	37	61
In my family, we believe issues are best dealt with by those who are involved. It is the couple's business to fix whatever issue they have and not my duty to intervene.	45	52	53	44	43	56	47	51	43	54
Domestic violence has become normal in my community.	21	77	32	67	27	73	20	79	23	75

# Most say they would call the police in an emergency or violent situation. Latinos are less likely.

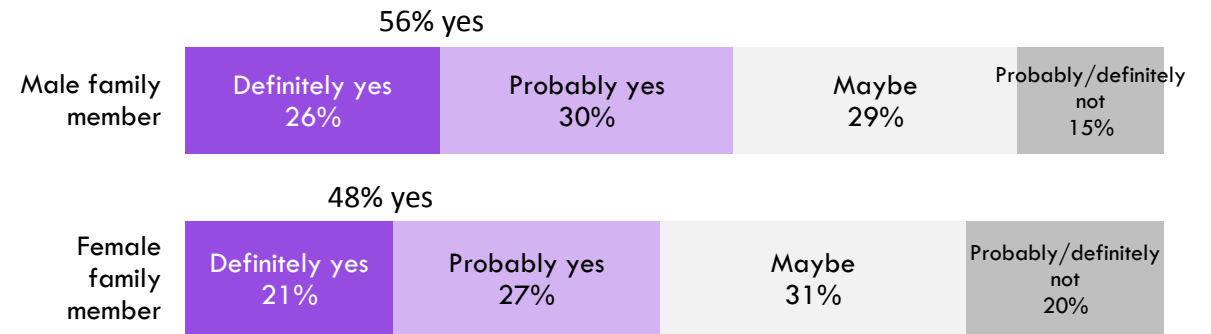
Q. If you needed help in an emergency, would you be likely or unlikely to call the police?



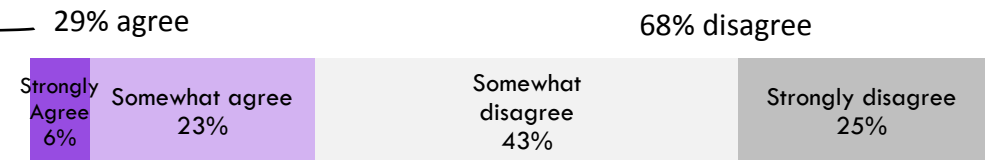
Total (65% very likely)  
 White (77%)  
 Latino (56%)  
 Men (61%)  
 Women (68%)  
 White Men (74%)  
 Latino Men (53%)  
 White Women (80%)  
 Latina Women (60%)

Some divide by race:  
 White (25% agree)  
 Latino (38%)

Q. Let's say you witnessed a male/female family member or friend being violent to his partner. Would you call the police?



Q. Do you agree or disagree: If you call the police, they only make matters worse. It is better to handle domestic abuse issues within the family.



## Latinos + Domestic Violence.

Two-thirds (66%) of Latinos – and three-fourths of Latinas (75%) – see domestic violence as a “very” serious issue in their society (compared to 43% of white respondents). They accept a broad definition of domestic violence and recognize it as more than just physical abuse.

They are also more likely to know someone affected by domestic violence. Nearly two-thirds of Latinas (65%) say they have a friend or family member who is a victim and nearly one-third (32%) have been a victim themselves.

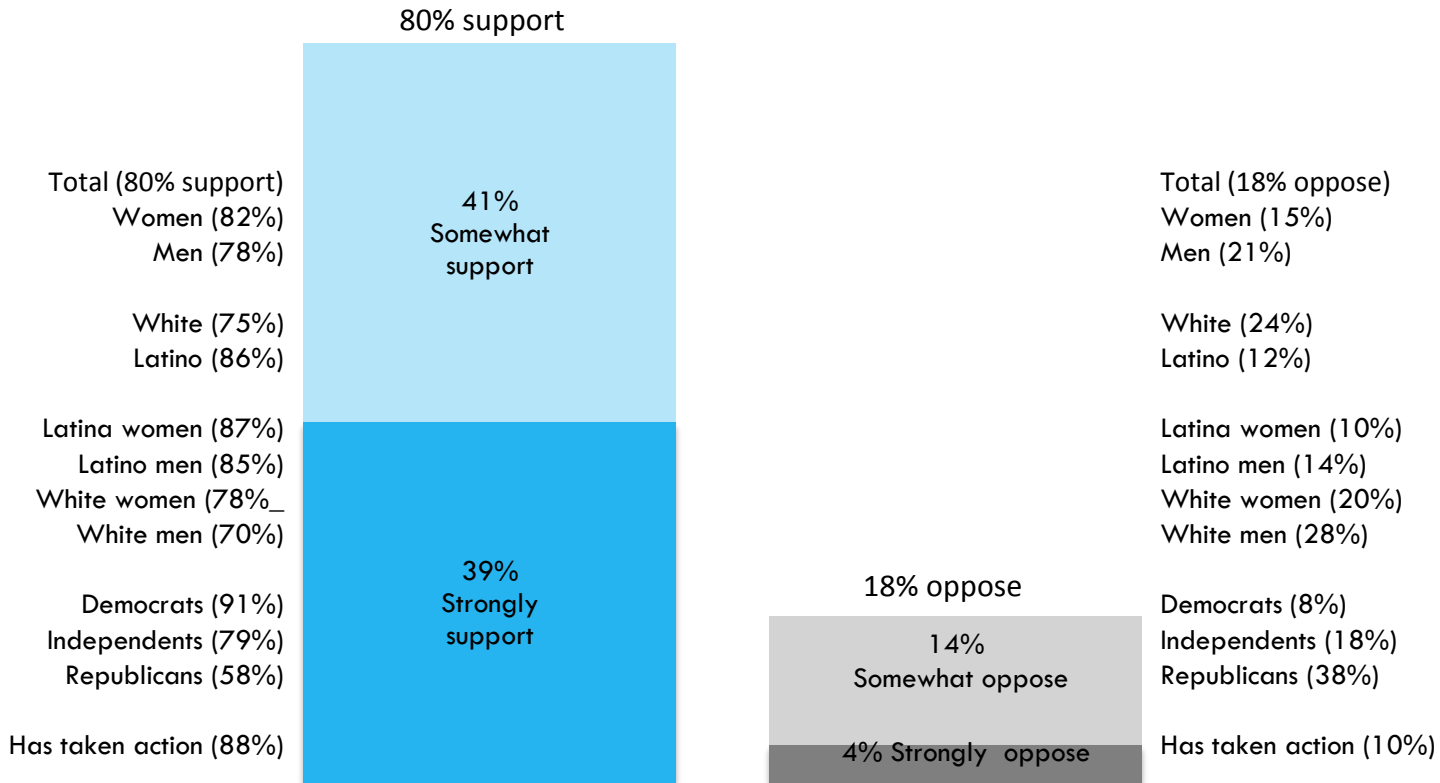
Latinos are ready to act if they see domestic violence in their lives – 94% say they would take at least one action if they found out a male or female friend or family member was a victim.

There are some barriers to intervening as well, especially among Latino men. Latino men are more likely to feel:

- Domestic violence is a private family issue (60% agree vs. 45% of total and 45% of Latinas);
- Calling the police might just make matters worse (41% agree vs. 30% of total and 35% of Latinas); and
- Intervening could endanger the victim’s immigration status (46% agree vs. 35% of total and 42% of Latinas).

**Political Action on Domestic Violence.**

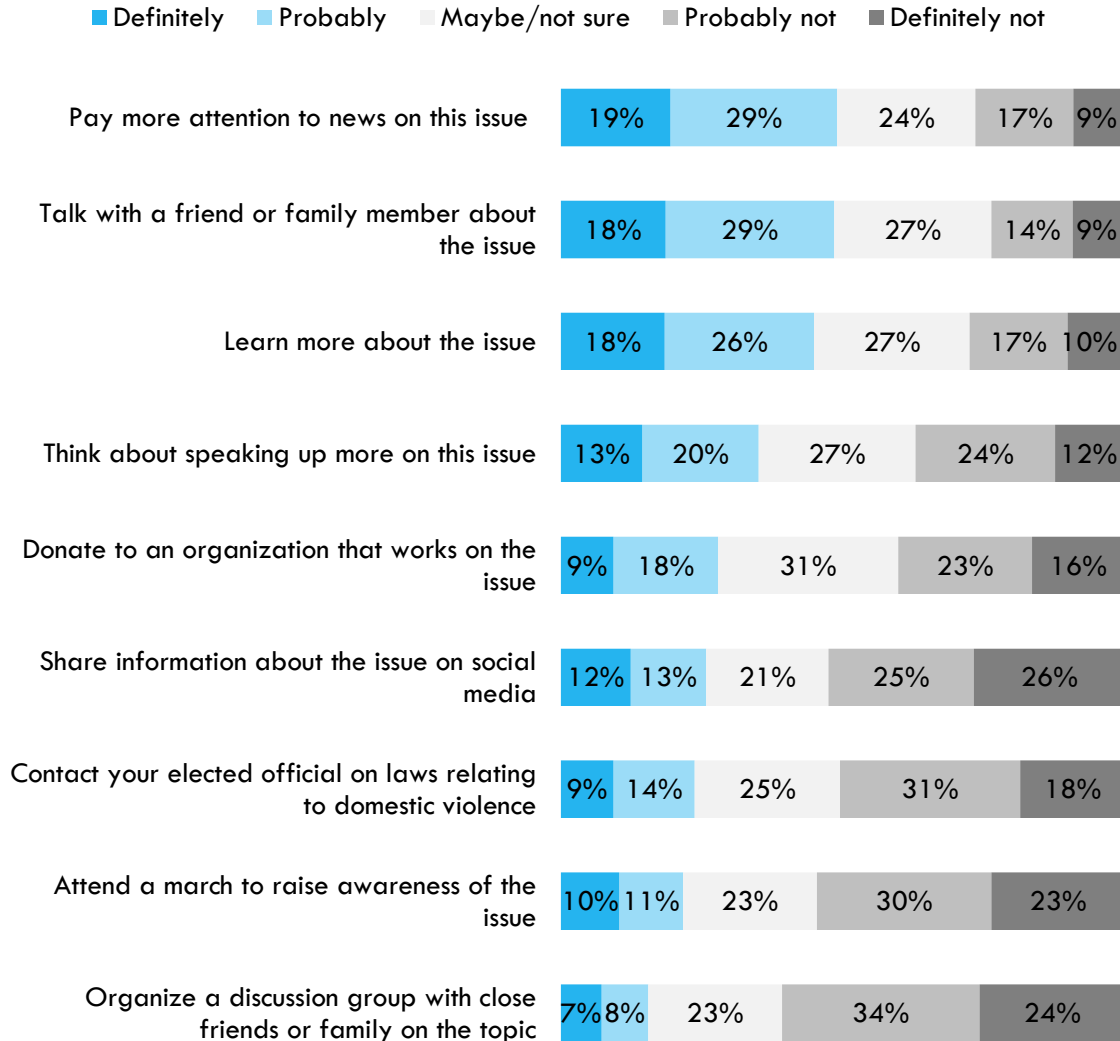
# Eight in ten Californians support more government investment in preventing domestic violence.



Q. Would you support or oppose more government funding for domestic violence prevention?



Q. Would you do any of these things on the issue of domestic violence, or not? Be realistic, it is okay if you would not do any of these things.



## Nearly two-thirds would take action on this issue.

63%

Would take at least one action

- Women (65%)
- Men (60%)
- White (52%)
- Latino (75%)
- Latina women (78%)
- White women (53%)
- Latino men (73%)
- White men (51%)

Top actions they would take include paying more attention to the news (48% definitely/probably), talking with a friend or family member about the issue (47%), and learning more (44%).

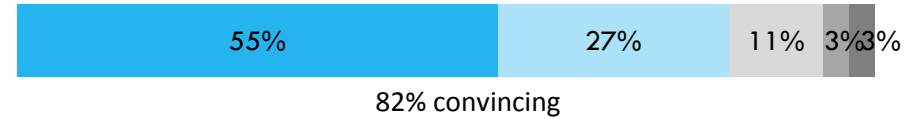
Fewer are willing to take more overt political actions. Still, close to one quarter are willing to donate to a domestic violence organization (27%), share information on social media (25%), contact their official (23%) and attend a march (21%).

# The best reason to act: because domestic violence often leads to murder

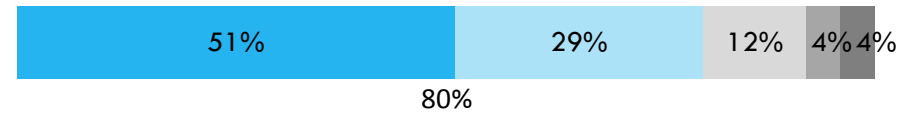
Q. Below are some facts about domestic violence in the United States. For each one, rate how convincing a reason it is to get involved in domestic violence prevention. Is it a very convincing reason to get involved in domestic violence prevention, somewhat convincing reason, not too convincing a reason, or not convincing at all?

- Very convincing
- Somewhat convincing
- Not very convincing
- Not convincing at all
- DK/REF

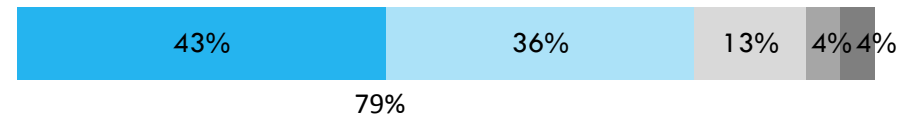
75% of women who are killed in domestic violence homicides are murdered when they attempt to leave or after they have left an abusive relationship.



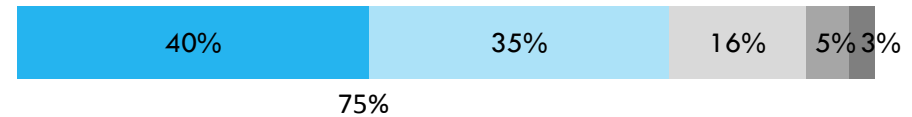
3 women a day are murdered by someone they dated or married.



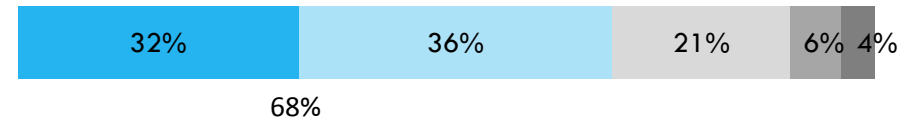
1 in 4 women and 1 in 7 men are estimated to become victims of severe physical violence by an intimate partner in their lifetime.



44% of mass shootings between 2008 and 2013 involved intimate partners.

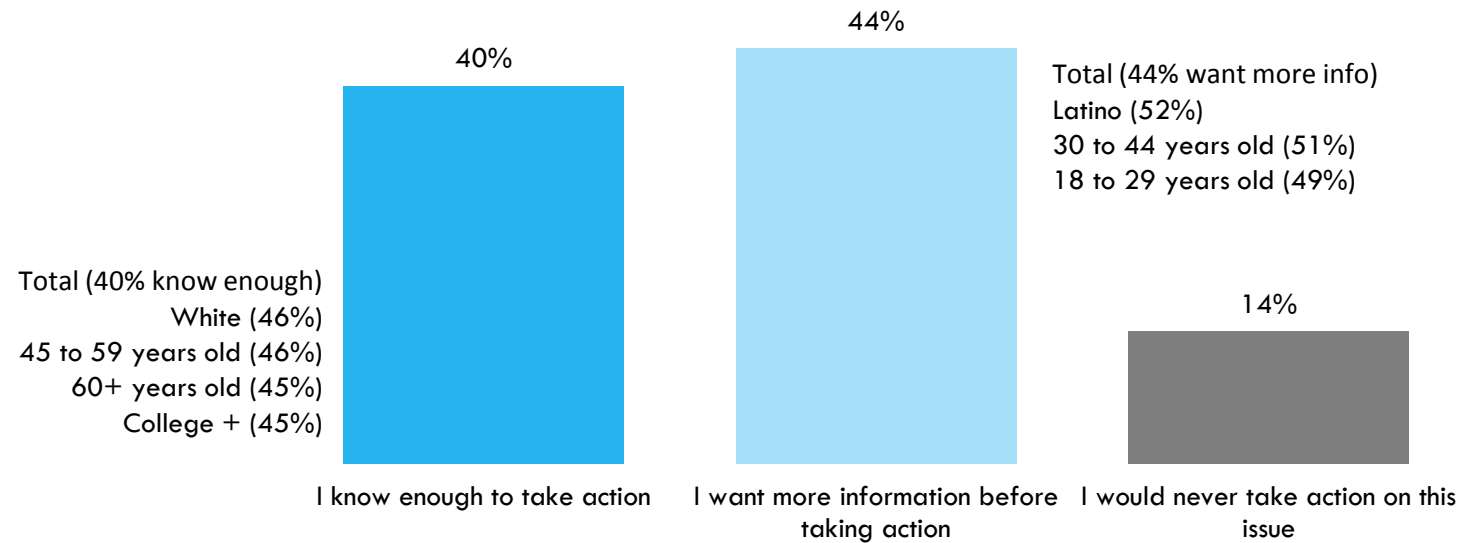


Women ages 20 to 24 are at the greatest risk of experiencing nonfatal intimate partner violence.



## Lack of knowledge is a barrier to action.

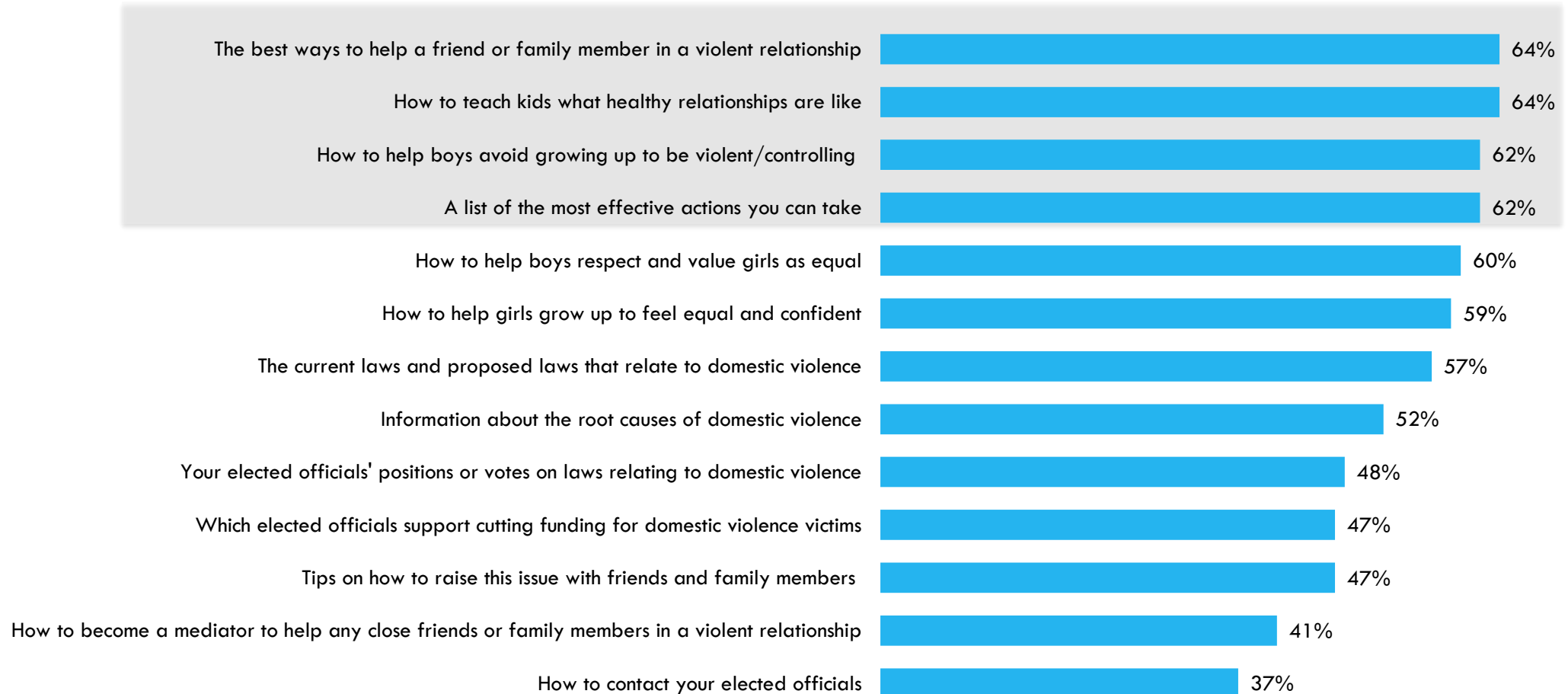
Q. Do you feel you know enough about the issue of domestic violence to take action right now, or would you want more information? (Taking action could mean learning more, talking to friends or family, paying attention to what your elected officials say or do on this issue, etc.).



# Information they want before taking action.

Q. IF WOULD TAKE ACTION/WANT MORE INFORMATION: Would you want any of this information in order to take action, or not? Be realistic. It's okay if you would not want any of this information. % YES

N=883



## Latinos + Activism.

Latino Californians support government funding for domestic violence prevention (86% vs. 75% of white respondents).

**They are also primed for action, but want more information about what actions they should take.** More than half (52%) say they need more information before taking action (compared to 38% of white respondents) while one-third (33%) feel they know enough already to act (compared to 46% of whites). This is consistent across genders.

What they want to know:

- How to help boys respect and value girls as equal (70%)
- Best ways to help a friend or family member in a violent relationship (69%)
- How to teach kids what health relationships look like (68%)
- How to help boys avoid growing up to be violent/controlling (68%)

Latinos are also more likely to say they want to hear the current laws around domestic violence (64% vs. 48% of white respondents).

